

Behavior Report Cards

Original Point Card

Adapted from Crone, Homer & Hawken (2004)

Behavior Report Card

Adapted from Crone, Horner & Hawken (2003)

Name: _____ Date: _____

Intervention Program: _____

Rating Scale: 3=Good day 2= Mixed day 1=Will try harder tomorrow

GOALS:

	Period 1 Homeroom	Period 2 1 st Block	Period 3 2 nd Block	Period 4 Lunch	Period 5 3 rd Block	Period 6 Phys. Ed	Period 7 Block 4
Be respectful							
Be responsible							
Be motivated							

Teacher Comments:

Parent Signature(s) and Comments:

Points Possible: _____

Points Received: _____

% of Points: _____

Goal Achieved? _____

Enter the Behavior Report Card into Rtl:B (next page)

Daily Progress Report

Adapted from Crone, Homer & Hawken (2004)

Name: _____ Date: _____

Intervention Program: _____

Rating Scale: 3 = Good day 2 = Mixed day 1 = Will try harder tomorrow

Points Possible: 63
 Points Received: 49
 % of Points: 78
 Goal Achieved? Y N

GOALS:

	Period 1 Homeroom	Period 2 1 st Block	Period 3 2 nd Block	Period 4 Lunch	Period 5 3 rd Block	Period 6 Phys Ed.	Period 7 Block 4
Be Respectful	1 (2) 3	1 2 (3)	1 2 (3)	1 2 (3)	1 2 (3)	1 2 (3)	1 2 (3)
Be Responsible	1 (2) 3	1 (2) 3	1 (2) 3	1 2 (3)	1 (2) 3	1 2 (3)	1 (2) 3
Be Motivated	(1) 2 3	1 (2) 3	1 (2) 3	1 2 (3)	(1) 2 3	1 2 (3)	(1) 2 3

Teacher Comments: _____

Parent Signature(s) and Comments: _____

School Expectations/Check-In Management

To establish the school-wide expectations for your school, type them into the space provided and click 'Add Expectation.' **Note: Once the school-wide expectations have been established, they should not be changed for the rest of the school year.**

SCHOOL EXPECTATIONS (MAXIMUM SIX)

Add Expectation

Check indicates an active expectation

Be Respectful

Be Responsible

Be Motivated

SCHOOL TIER 2 CHECK-IN PERIODS

To establish the number of "Check-In" points during your school day, check each applicable box.

Check-In periods refer to the different points in the school day when students receive feedback on their Daily Progress Report card. To see an example of a Daily Progress Report card [click here](#). Once a box is checked, the change will take effect immediately. **Note: Once the number of school periods is established, the number should not be changed for the rest of the school year.**

Period 1

Period 2

Period 3

Period 4

Period 5

Period 6

Period 7

Maximum points per expectation [See an example](#) 3 Update Points Successfully updated school points !

Duval County Point Card #1

Exceptional Education/Student Services Duval County Public Schools

Behavioral Support Point Sheet

Name: _____

Date: _____

Times:	8:30-9:30	9:30-10:30	10:30-11:30	11:30-12:30	12:30-1:30	1:30-2:30
Target Behavior:	3 2 1	3 2 1	3 2 1	3 2 1	3 2 1	3 2 1
Raise hand to speak	3 2 1	3 2 1	3 2 1	3 2 1	3 2 1	3 2 1
Hands, feet, objects to self	3 2 1	3 2 1	3 2 1	3 2 1	3 2 1	3 2 1
Stay on Task	3 2 1	3 2 1	3 2 1	3 2 1	3 2 1	3 2 1
Appropriate language/tone	3 2 1	3 2 1	3 2 1	3 2 1	3 2 1	3 2 1
Total:						



Teacher Comments:		Parent Comments:													
Points: 3- Awesome! 2- Pretty good 1- Will do better next time!		<table border="1"> <tr> <td>AM Bus</td> <td>2</td> </tr> <tr> <td>PM Bus</td> <td>2</td> </tr> <tr> <td>Point Sheet</td> <td>2</td> </tr> <tr> <td>Homework</td> <td>2</td> </tr> <tr> <td>Bonus</td> <td>2</td> </tr> <tr> <td>Total</td> <td></td> </tr> </table>	AM Bus	2	PM Bus	2	Point Sheet	2	Homework	2	Bonus	2	Total		Total Points for Today: _____
AM Bus	2														
PM Bus	2														
Point Sheet	2														
Homework	2														
Bonus	2														
Total															

Teacher _____

Parent/Guardian _____

Change rating scale to a 0, 1, 2 scale if you want to keep the total points per day close to 100. If you don't care what the total (raw) number of points will be, you can leave the rating scale as is.

Eliminate the bonus area, add AM/PM Bus to your check-in periods & expectations

Rtl:B Aligned Point Card #1

Adapted from Exceptional Education/Student Services Duval County Public Schools

Behavioral Support Point Sheet

Name: _____ Date: _____

Times:	AM Bus	8:30-9:30	9:30-10:30	10:30-11:30	11:30-12:30	12:30-1:30	1:30-2:30	PM Bus
Target Behavior:	2 1 0	2 1 0	2 1 0	2 1 0	2 1 0	2 1 0	2 1 0	2 1 0
Raise hand to speak	2 1 0	2 1 0	2 1 0	2 1 0	2 1 0	2 1 0	2 1 0	2 1 0
Hands, feet, objects to self	2 1 0	2 1 0	2 1 0	2 1 0	2 1 0	2 1 0	2 1 0	2 1 0
Stay on Task	2 1 0	2 1 0	2 1 0	2 1 0	2 1 0	2 1 0	2 1 0	2 1 0
Appropriate language/tone	2 1 0	2 1 0	2 1 0	2 1 0	2 1 0	2 1 0	2 1 0	2 1 0
Be Prepared (Point Sheet & Homework)	2 1 0	2 1 0	2 1 0	2 1 0	2 1 0	2 1 0	2 1 0	2 1 0
Total:								

Teacher Comments:

Parent Comments:

Points:
2- Awesome! 1 - Pretty good 0 - Will do better next time!

Total Points for Today: _____

Goal Met? Y N

Teacher _____ Parent/Guardian _____

School Expectations/Check-In Management

To establish the school-wide expectations for your school, type them into the space provided and click 'Add Expectation.' Note: Once the school-wide expectations have been established, they should not be changed for the rest of the school year.

SCHOOL EXPECTATIONS (MAXIMUM SIX)

Check indicates an active expectation

<input checked="" type="checkbox"/>	Target Behavior
<input checked="" type="checkbox"/>	Raise Hand
<input checked="" type="checkbox"/>	Hands, Feet, Objects to Self
<input checked="" type="checkbox"/>	Stay on Task
<input checked="" type="checkbox"/>	Appropriate Language/Tone
<input checked="" type="checkbox"/>	Be Prepared

New school expectation is added successfully!

SCHOOL TIER 2 CHECK-IN PERIODS

To establish the number of "Check-In" points during your school day, check each applicable box.

Check-in periods refer to the different points in the school day when students receive feedback on the Report card [click here](#). Once a box is checked, the change will take effect immediately. Note: Once the changed for the rest of the school year.

<input checked="" type="checkbox"/>	Period 1
<input checked="" type="checkbox"/>	Period 2
<input checked="" type="checkbox"/>	Period 3
<input checked="" type="checkbox"/>	Period 4
<input checked="" type="checkbox"/>	Period 5
<input checked="" type="checkbox"/>	Period 6
<input checked="" type="checkbox"/>	Period 7
<input checked="" type="checkbox"/>	Period 8
<input type="checkbox"/>	Period 9
<input type="checkbox"/>	Period 10

Maximum points per expectation [See an example](#)

2 Successfully updated school points!

12 Points per period;
Total (raw) points per day
will equal 96.

Duval County Point Card #2

Exceptional Education/Student Services
Duval County Public Schools

BES₅T Program












Pre-K & K Contract

Student: _____

Date: _____

Level: _____

Day: _____

	<u>Breakfast</u> 	<u>Reading</u> 	<u>Writing</u> 	<u>Lunch/Recess</u> 	<u>Music</u> 	<u>P.E.</u> 	<u>Social Studies</u> 	<u>Recess/Review</u> 
<u>Stay on Task</u> 								
<u>Stay Seated</u> 								
<u>Hands to Self</u> 								
<u>Total</u>								

Buses AM: 0 2

Bus PM: 0 2

Parent/Guardian Signature: _____

Date: _____

- 1) Points for bus aren't included in Rtl:B, or
- 2) Record AM & PM Bus as check-in periods & increase total to 120 points per day

The Rtl:B Database calculates percent of points earned **automatically**







RtI:B Aligned Point Card #2

Adapted from Exceptional Education/Student Services Duval County Public Schools

BESsT Program

Pre-K & K Contract

Student: _____ Date: _____ Level: _____ Day: _____

	Breakfast 	Reading 	Writing 	Lunch/Recess 	Music 	P.E. 	Social Studies 	Recess/Review 
Stay on Task 								
Stay Seated 								
Hands to Self 								
Total								

Buses AM: 02 Bus PM: 02

Parent/Guardian Signature: _____

Date: _____

School Expectations/Check-In Management

To establish the school-wide expectations for your school, type them into the space provided and click 'Add Expectation.' Note: Once the school-wide expectations have been established, they should not be changed for the rest of the school year.

SCHOOL EXPECTATIONS (MAXIMUM SIX)

Check indicates an active expectation

Stay on Task

Stay Seated

Hands to Self

New school expectation is added successfully!

SCHOOL TIER 2 CHECK-IN PERIODS

To establish the number of 'Check-In' points during your school day, check each applicable box.

Check-in periods refer to the different points in the school day when students receive feedback on their Daily Progress Report card. To see an example of a Daily Progress Report card [click here](#). Once a box is checked, the change will take effect immediately. Note: Once the number of school periods is established, the number should not be changed for the rest of the school year.

Period 1

Period 2

Period 3

Period 4

Period 5

Period 6

Period 7

Period 8

Period 9

Period 10

Maximum points per expectation Successfully updated school points!

12 Points per period;
Total (raw) points per day
will equal 120.

Duval County Point Card #3

Exceptional Education/Student Services Duval County Public Schools

ALL-STAR
85% = 85/100

STUDENT NAME: _____ DATE: _____ DAY: _____

SELF-MANAGEMENT	1	2	3	4	5	6	7	COMMUNICATION	1	2	3	4	5	6	7
I remain in classroom until given permission to leave								I use appropriate language and behaviors with my peers/adults							
I control temper in conflict situations with peer and/or adult								I use my words to state problems with adult assistance							
I follow rules and expectations in all settings								I work/interact with my peers appropriately							
Total								Total							

CLASSROOM/SCHOOL SKILLS	1	2	3	4	5	6	7	BUS BEHAVIOR	AM	PM	CAFETERIA BEHAVIOR	B	L
I raise my hand, wait and continue to work on assignment								I follow bus rules (4)			I walk to (3)		
I participate and work without distracting others								Transition to/from bus (2)			I maintain (3)		
I transition following classroom and school rules								Total			I walk back (3)		
Total											Total		

TARGET	1	2	3	4	5	6	7

Teacher: _____

Parent: _____



UNSPORTSMANLIKE CONDUCT				
BEHAVIORS	1 st	2 nd	3 rd	\$\$\$
Vandalism/Internet				
W/O of Classroom				
W/O of Building				
Bus Suspension				
ISSP				
OSSP				

July, 2012

Point Total: _____

TOUCH DOWN

REPLAY

Combine cafeteria into one period

Add bus & cafeteria as additional check-in periods

Put the student's goal on a 3-point scale

Rtl:B Aligned Point Card #3

Adapted from Exceptional Education/Student Services Duval County Public Schools

STUDENT NAME: _____ DATE: _____ DAY: _____


PRO-BOWLER
90% = 90/100

SELF-MANAGEMENT	AM Bus	1	2	3	Lunch	4	5	6	7	PM Bus
I maintain my ability to move about the classroom/school independently										
I use non-aggressive words/actions to express my feelings										
I identify and follow rules as specified in each class										
Total										

COMMUNICATION	AM Bus	1	2	3	Lunch	4	5	6	7	PM Bus
I use appropriate language and behaviors with my peers/adults										
I use my words to resolve difficulties and take responsibility										
I help and encourage my peers										
Total										

CLASSROOM/SCHOOL SKILLS	AM Bus	1	2	3	Lunch	4	5	6	7	PM Bus
I raise my hand, wait for permission, then approach the teacher and ask appropriately for help, explanations or instructions										
I stay on task and complete assignments independently										
I transition from class or activity independently										
Total										

TARGET	AM Bus	1	2	3	Lunch	4	5	6	7	PM Bus
3= Great demonstration 2= Demonstration 1= Will try harder										



UNSPORTSMANLIKE CONDUCT				
BEHAVIORS	1 st	2 nd	3 rd	\$\$\$
Vandalism/Internet				
W/O of Classroom				
W/O of Building				
Bus Suspension				
ISSP				
OSSP				

Teacher: _____

Parent: _____

Point Total: _____

TOUCH DOWN REPLAY

July, 2012

School Expectations/Check-In Management

To establish the school-wide expectations for your school, type them into the space provided and click "Add Expectation." Note: Once the school-wide expectations have been established, they should not be changed for the rest of the school year.

SCHOOL EXPECTATIONS (MAXIMUM SIX)

Add Expectation

Check indicates an active expectation

<input checked="" type="checkbox"/>	Self-Management
<input checked="" type="checkbox"/>	Classroom/School Skills
<input checked="" type="checkbox"/>	Communication

New school expectation is added successfully!

SCHOOL TIER 2 CHECK-IN PERIODS

SCHOOL TIER 2 CHECK-IN PERIODS

To establish the number of "Check-in" points during your school day, check each applicable box.

Check-in periods refer to the different points in the school day when students receive feedback on their Daily Progress Report card. To see an example of a Daily Progress Report card [click here](#). Once a box is checked, the change will take effect immediately. Note: Once the number of school periods is established, the number should not be changed for the rest of the school year.

<input checked="" type="checkbox"/>	Period 1
<input checked="" type="checkbox"/>	Period 2
<input checked="" type="checkbox"/>	Period 3
<input checked="" type="checkbox"/>	Period 4
<input checked="" type="checkbox"/>	Period 5
<input checked="" type="checkbox"/>	Period 6
<input checked="" type="checkbox"/>	Period 7
<input type="checkbox"/>	Period 8
<input type="checkbox"/>	Period 9
<input type="checkbox"/>	Period 10

9 Points per period; Total (row) points per day will equal 63.

Maximum points per expectation [See an example](#) Update Points